



**NOAA**

05/13/2021

# NOAA Acquisition & Grants Office (AGO)

## AGO Overview

### SMALL BUSINESS INDUSTRY DAY

Jeffrey Thomas, AGO Director



# NOAA's History



- 1807 -- Thomas Jefferson founded the U.S. Coast Survey (now the US Coast and Geodetic Survey).
- 1870 -- The Weather Bureau was founded.
- 1871 -- The U.S. Commission of Fish and Fisheries was founded.

*Individually, these organizations were: America's first physical science agency; America's first agency dedicated specifically to the atmospheric sciences; and America's first conservation agency.*


- These three agencies were brought together in 1970 with the establishment of NOAA, within the Department of Commerce (via administrative order).



# NOAA's Mission



- To understand and predict changes in climate, weather, oceans, and coasts;
- To share that knowledge and information with others;
- And to conserve and manage coastal and marine ecosystems and resources.



# NOAA's Long Term Goals



NOAA remains committed to the following core priorities to support its mission as the nation's premier environmental intelligence agency:

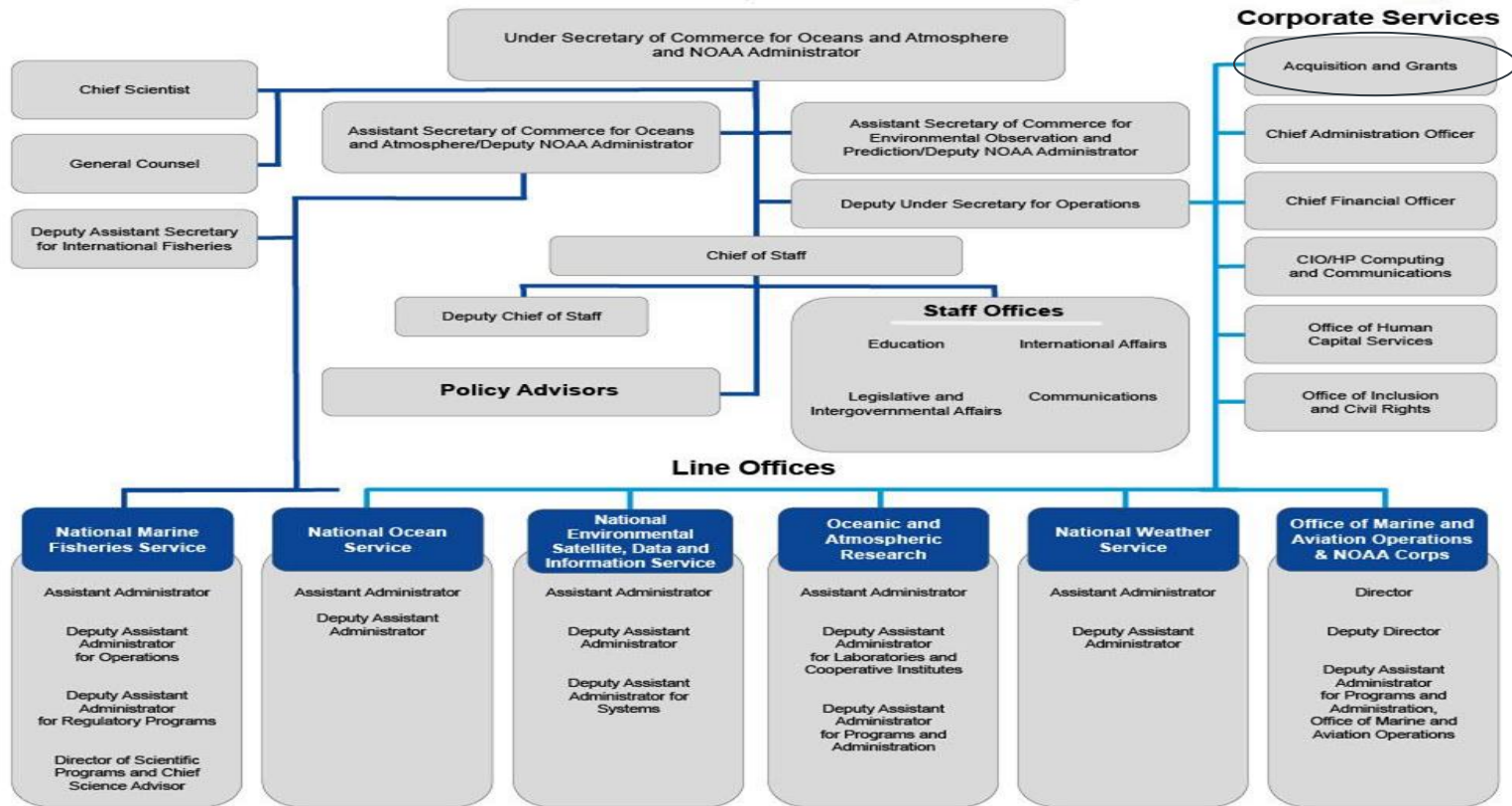
- Climate Adaptation, Mitigation, and Resilience – create informed communities that anticipate and are resilient to climate impacts.
- Weather-Ready Nation - continue to meet the nation's growing needs for accurate and timely weather, water, and climate information.
- Healthy Oceans – ensure that ecosystems and species that inhabit them are sustainable in the face of challenges.
- Racial equity and environmental justice - promote policies, programs, and tools that ensure all communities benefit from and enjoy access to NOAA products and services.
- Scientific Integrity - restore and maintain scientific integrity throughout all levels of NOAA decision-making.



# NOAA Headquarters Organization



## Office of the Undersecretary for Oceans and Atmosphere



Updated 3/11/2021



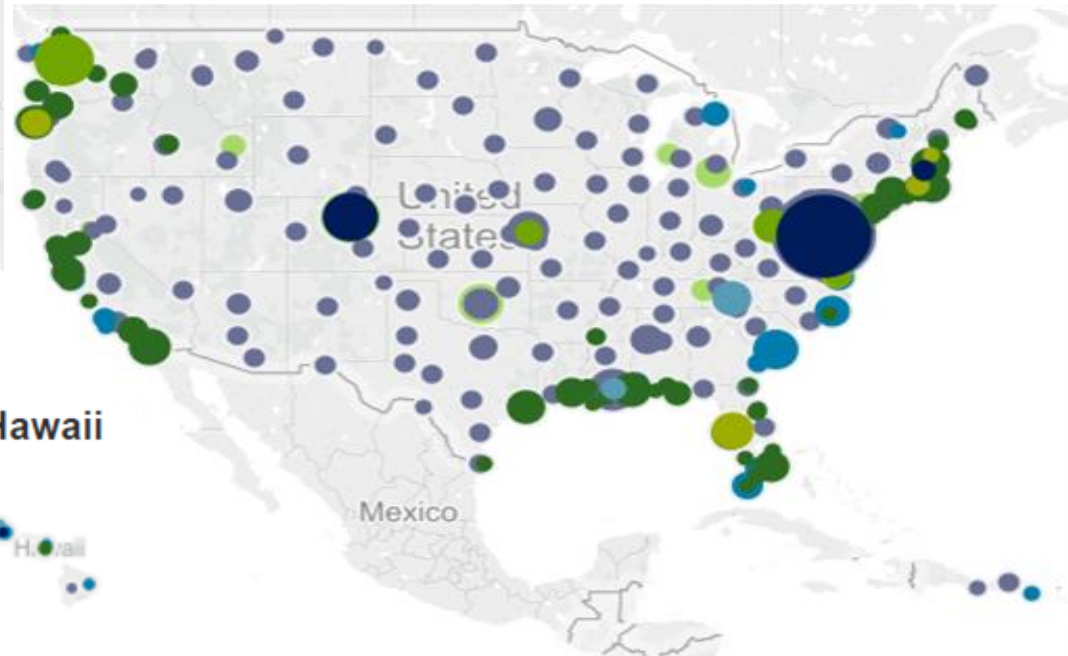
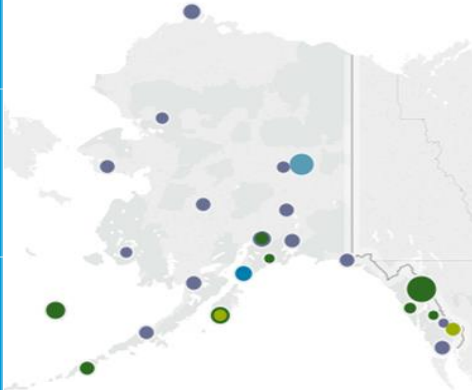
# Where is NOAA?



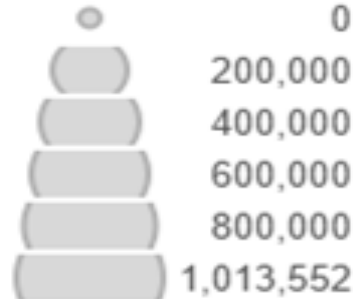
NOAA has a broad and diverse geographic footprint throughout the entirety of the United States

> 700 buildings across the U.S. and territories

NOAA in your State: <http://www.legislative.noaa.gov/NIYS/>



Occupied SF



Bureau/Line Office

- CD-OTHER
- CORPORATE
- NESDIS
- NMAO
- NMFS
- NOS
- NWS
- OAR



# Summary of Specialized NOAA Sites



- 7 OAR (science & research) Labs
- 6 Fisheries Science Centers
- 122 Weather Forecast Offices
- 9 NWS National Centers for Environmental Prediction
- National Water Center
- 13 National Marine Sanctuaries
- 29 National Estuarine Research Reserves
- National Centers for Coastal Ocean Science (NCCOS)
- 5 Marine National Monuments
- 4 National Centers for Environmental Information (NCEI)
- The Center for Satellite Applications and Research (STAR)



# NOAA Core Assets

- Over 100 Observing Systems, including:

- 122 Doppler radars
- 16 NOAA Operated Satellites
- Buoy Networks (Weather, DART, TAO, etc)


- Ships and Aircraft

- 15 ships and 10 aircraft engaged in research and survey operations in support of NOAA's missions


- High Performance Computing

- 2 operational supercomputers executing numerical models to produce environmental forecasts
- 3 weather and climate research supercomputers to support development of new models and scientific understanding

*POES*



*GOES*



*TAO Buoy*



*Doppler Radar*



*NOAA G4 and P3*



*NOAA Ship  
Oscar Dyson*



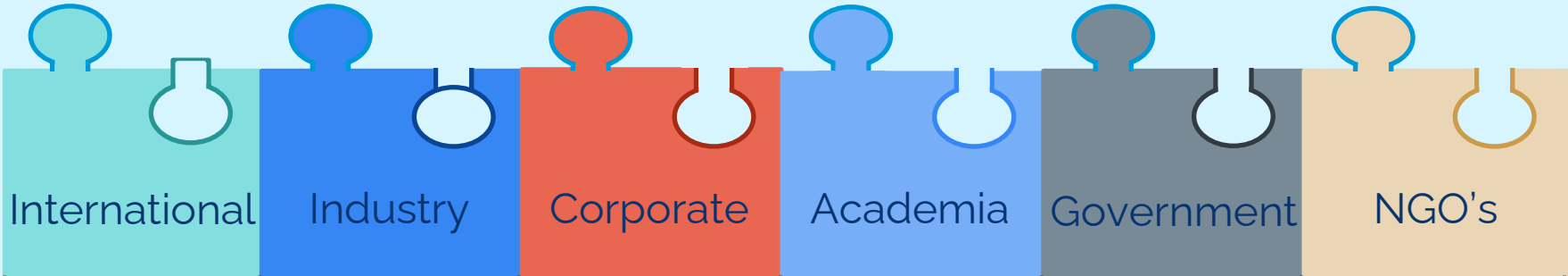
*Operational Weather  
Supercomputers*



*Research  
Supercomputers*



# NOAA Partners



International	Industry	Corporate	Academia	Government	NGO's
   	    <b>AccuWeather</b>	   	   	    	    <small>The National Academies of SCIENCES • ENGINEERING • MEDICINE</small>

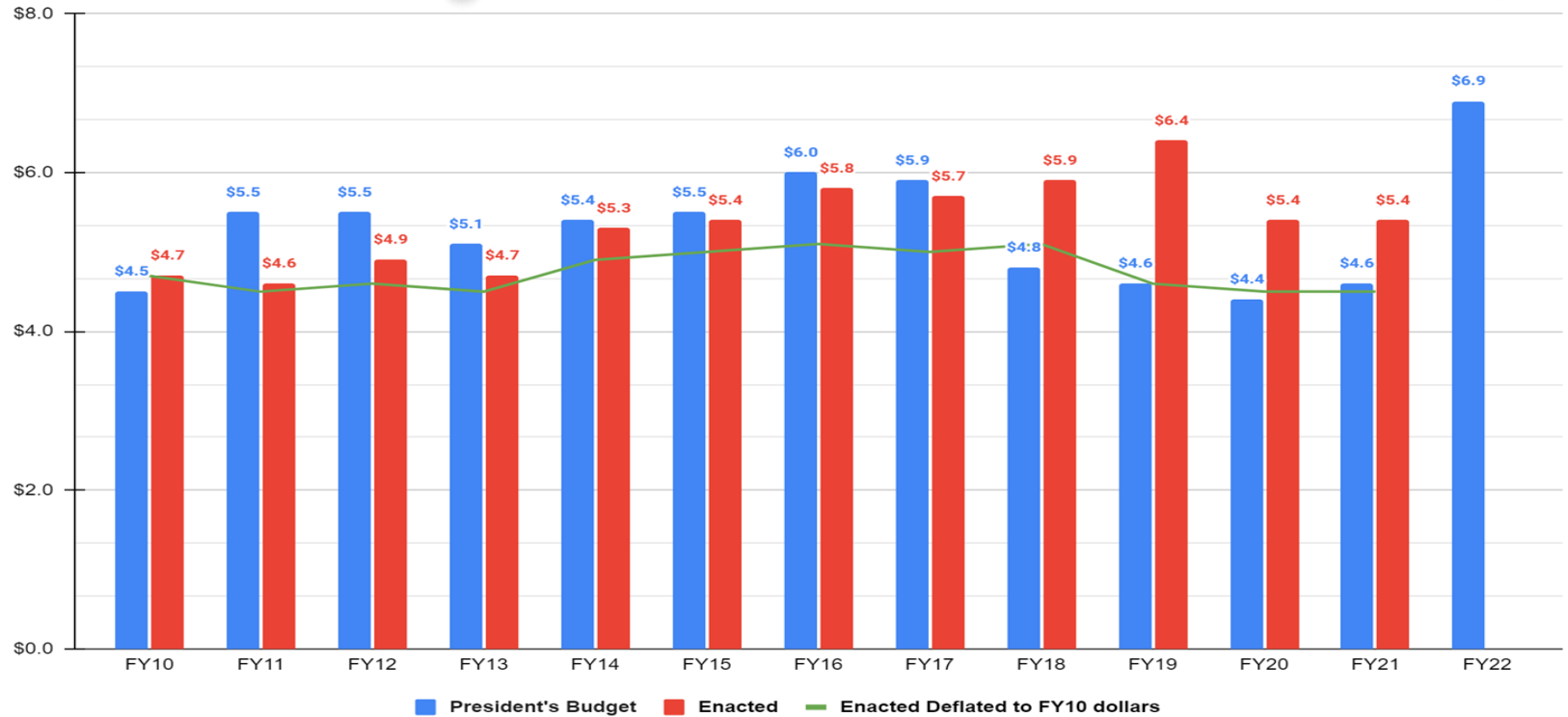




# NOAA Discretionary Budget Trends



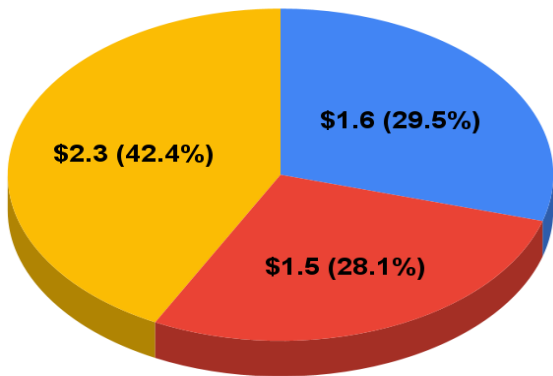
President's Budget (PB) vs. Enacted (FY 2010-2022) (\$B)



# FY 2020 Execution and Management

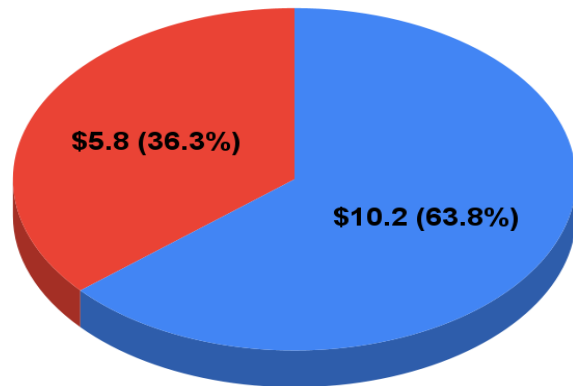


FY20 Obligated \$5.4B



- Acquisition
- Financial Assistance
- Other discretionary spending

Managed Portfolio of Active Awards \$16B

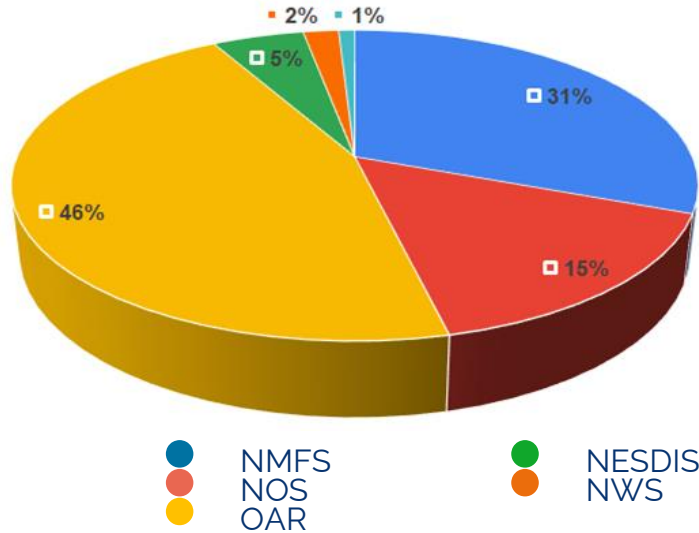




# FY20 Financial Assistance by Line Office



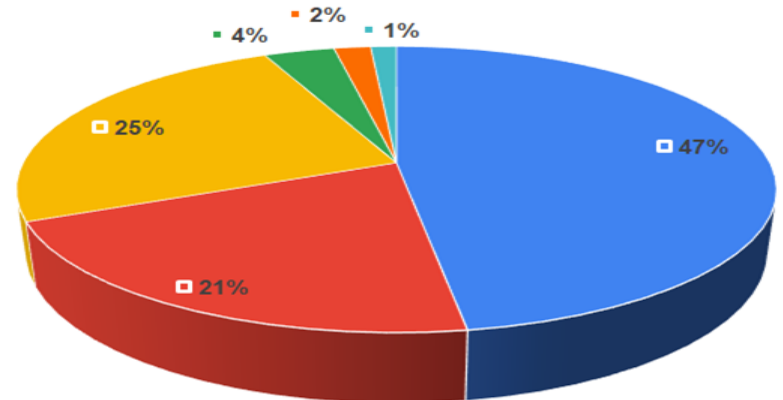
## Actions (4,107)



## Top 5 NOAA Grants Programs in FY20 (by \$ value)

- \$304.0M - 11.454 NMFS Unallied Management Projects (includes CARES Act)
- \$257.5M - 11.432 NOAA Cooperative Institutes Program
- \$97.9M - 11.417 OAR Sea Grant Program
- \$93.1M - 11.438 NMFS Pacific Coast Salmon Recovery Program
- \$88.7M - 11.473 NOS Office for Coastal Management

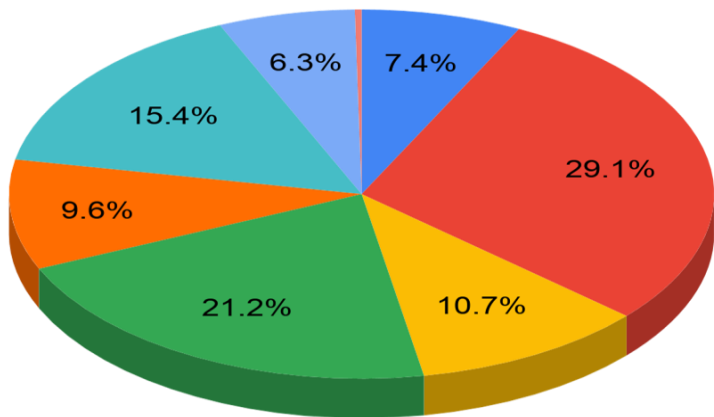
## Value (\$1.524B)





# FY 20 NOAA Acquisition by Line Office

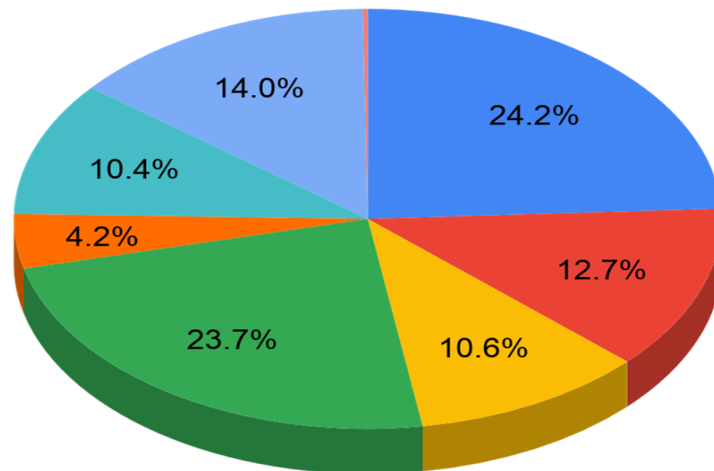
## Actions (23,726)



- OAR
- OMAO
- Staff Offices
- Unknown Line Offices

- NESDIS
- NMFS
- NOS
- NWS

## Value (\$1.6B)

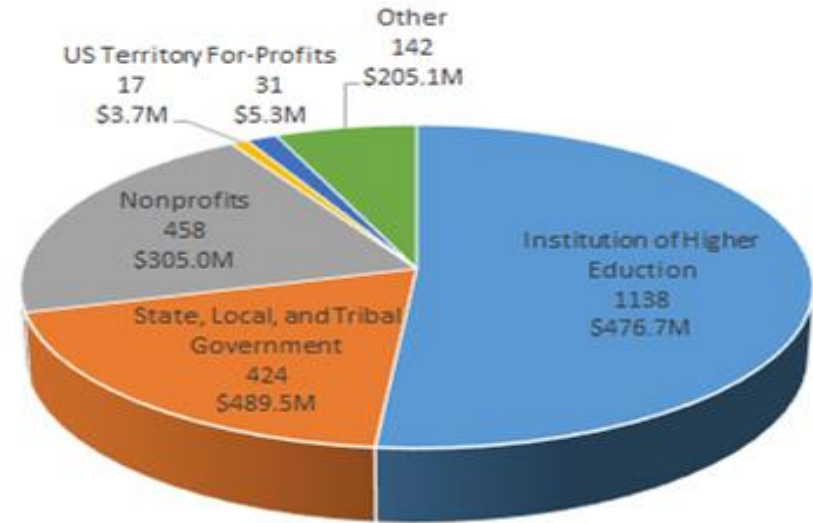
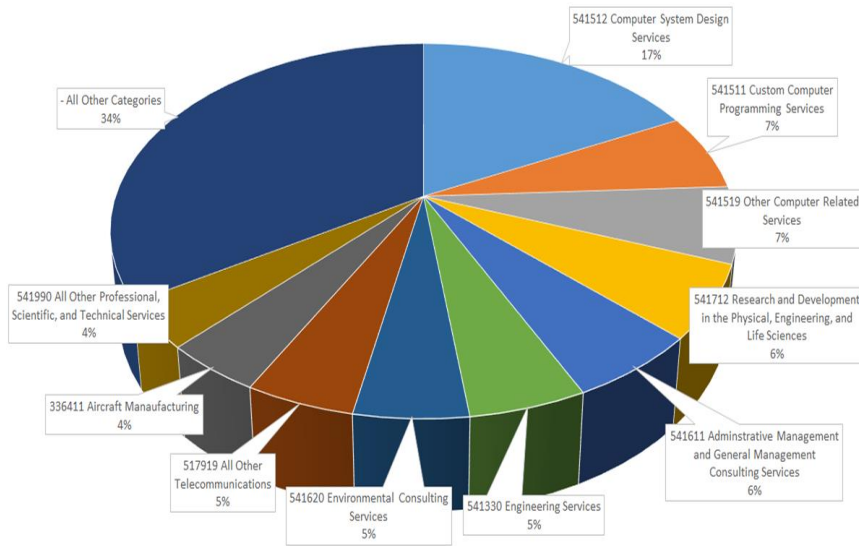


# Clients and Partners - Industry



**Acquisition:** In 2020, approximately 3,000 suppliers, over 65% small businesses

**Financial Assistance:** In 2020, NOAA made 2,210 internal awards plus 112 awards for external clients



# Socio-Economic Programs Small Business Achievements



SMALL BUSINESS TYPE	2020 DOC GOAL %	2020 NOAA GOAL %	2020 NOAA Only % of \$	2020 NOAA Goaling % of \$	2020 NOAA Achievement w/o NASA % of \$	2020 NOAA Achievement w/o NASA \$ VALUE
Small Business	39%	49%	48.6%	44.5%	50.6%	\$823,187,094
Sub-category Reporting						
Small Disadvantaged Business	5%	14%	25.3%	22.3%	25.3%	\$412,514,595
8(a)	-	8%	8.9%	7.7%	8.7%	\$141,695,341
Woman-Owned Small Business	5%	12%	14.6%	13.6%	15.4%	\$251,153,600
HUBZone Small Business	3%	3%	4.7%	4.1%	4.6%	\$75,519,362
Veteran-Owned Small Business	-	4%	7.9%	7.7%	8.8%	\$142,912,260
Service Disabled Veteran Owned	3%	3.5%	5.0%	5.2%	5.9%	\$95,378,063

Notes:

1. Source: FPDS 10/01/2020 for FY2020 Results
2. The Small Business Administration sets targets for a subset (not all) of the small business categories; the sub-categories will not total to the Small Business total. Some awards fall into multiple categories
3. Goaling method of measurement includes what other agencies award with NOAA funds
4. Achievement method of measurement excludes funds transferred to NASA for award
5. FY20 Goals Updated from DOC SBP 2020-01 Memo (10/29/2019).



# NOAA Goal Achievement FY15-FY20



## Achievement Methodology excludes NASA obligations

SMALL BUSINESS TYPE	NOAA Goal %	DOC Goal %	Statutory Goal %	2015 % of \$	2016 % of \$	2017 % of \$	2018 % of \$	2019 % of \$	2020 % of \$
<b>Small Business</b>	<b>49%</b>	<b>39%</b>	<b>23%</b>	53.4%	59.8%	54.9%	52.1%	47.1%	50.6%
Sub-category Reporting*									
Small Disadvantaged Business	14%	5%	5%	23.7%	26.4%	26.2%	26.0%	21.3%	25.3%
8(a)	8%	-	-	10.0%	11.0%	9.3%	9.2%	7.5%	8.7%
Woman-Owned Small Business	12%	5%	5%	16.8%	17.2%	16.7%	15.4%	13.3%	15.4%
HUBZone Small Business	3%	3%	3%	1.5%	3.1%	3.2%	4.2%	4.8%	4.6%
Veteran-Owned Small Business	4%	-	-	6.1%	8.6%	7.6%	7.1%	6.9%	8.8%
Service Disabled Veteran Owned	3%	3%	3%	4.3%	6.4%	5.7%	4.8%	4.7%	5.9%

\*Individual entries are not additive.

Source: FPDS





# NOAA AGO Top Priorities



- Industry Engagement
- System Modernization - BAS and GEMS deployment
- Financial Assistance Oversight and Management
- Explore opportunities to leverage financial assistance and acquisition to support racial equity and environmental justice
- Leverage Strategic Sourcing and Best in Class Contracts (ProTech/NMITS/GSA)





# Questions?

